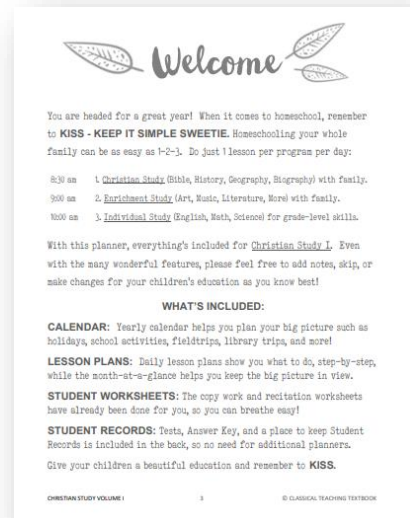


Christian Study


Sample + Walk Through

WELCOME: The first section in each *Teacher Guide* helps you with planning your homeschool year. The welcome tells you what's included: planning calendar, lesson plans, student worksheets, and student records. It shows you how to have a peaceful morning schedule with just 3 lessons per day: one family lesson in *Christian Study*, one family lesson in *Enrichment Study*, and one lesson per grade in *Individual Study* for a complete curriculum.

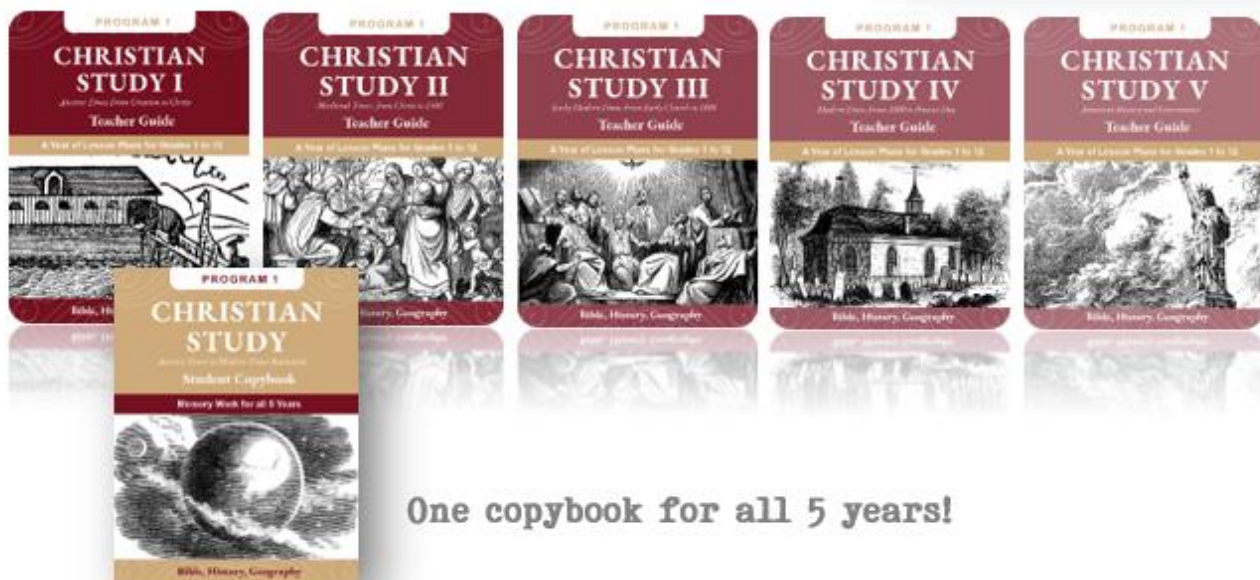
HOW TO USE: The next page in each *Teacher Guide* shows you how simple it is to use. Simply do one lesson per day to complete the course in one year. This is a four day per week schedule, so you have a day for outings, groups, library trip, field trip or anything you want. This page also includes your weekly schedule and reminds you to access the free booklist at oldfashionededucation.org.



LESSON PLANS: The lesson plans are next. Each two-page spread includes a week of lessons so you can see your week-at-a-glance. They are also organized in monthly sections, so you can easily flip through the *Teacher Guide* and find your spot. Start each lesson with the “You Will Need” booklist, then do the no-prep family together lesson with grade-level assignments. Helpful teaching tips, timeline reminders, and room for your notes are in margins.



TEACHER HELPS: The last section includes worksheets, tests, answer key, and a place for records. All *Teacher Guides* include worksheets, and while they vary from book-to-book, the objective is the same, to gain long term memory! In addition to the worksheets, give each student a notebook for copying in the recitations. Choose either the *Student Copybook* for all 5 years or a composition notebook.



One copybook for all 5 years!

© Oldfashionededucation.org

SAMPLE PAGE:

Our Teacher Guides cycle through history in chronological order. You can use each guide twice: once for younger students and once for older students. *Christian Study* cover the subjects of Bible, History, Geography, Biography in 30-minutes per day.

Week 1

Lesson Plans

Place Creation (4004 BC) on the Timeline.

Place Adam & Eve (4004 BC) on the Timeline.

[1] You may wish to use questions and answers in appendix of Egermeier's Bible Storybook.

Lesson 1: How the World Was Made

You will need:

- Egermeier's Bible Storybook
- The Children's Plutarch: Greek Tales (grades 1-6)
- King James Bible (grades 7-12)

Family: Read together Egermeier's Bible Storybook, Chapter 1, "How the World Was Made." Ask for an oral narration ^[1]. Place Creation (4004 BC) on Timeline. Complete Worksheet 1, Part 1. Take a few minutes to enjoy looking at Picture Study 1.

Grades 1-6: Read together or assign The Children's Plutarch: Greek Tales, Chapter 1. Ask for an oral or written narration.

Grades 7-12: Read together or assign King James Bible, Genesis 1-2:7 and ask for an outline.

Older students will read, outline, and summarize the primary sources or great books using the classical method. Tell them that a written summary will be due at the end of each unit (in 1 month).

Lesson 2: The First Home

You will need:

- Egermeier's Bible Storybook
- The Children's Plutarch: Greek Tales (grades 1-6)
- King James Bible (grades 7-12)

Family: Sing together "I Sing the Mighty Power of God" for a few minutes. Read together Egermeier's Bible Storybook, Chapter 2, "The First Home." Ask for an oral narration. Place Adam & Eve (4004 BC) on Timeline. Complete game on Worksheet 1, Part 2. Recite.

Grades 1-6: Read together or assign The Children's Plutarch: Greek Tales, Chapter 2. Ask for an oral or written narration.

Grades 7-12: Read together or assign King James Bible, Genesis 4 and ask for an outline.