
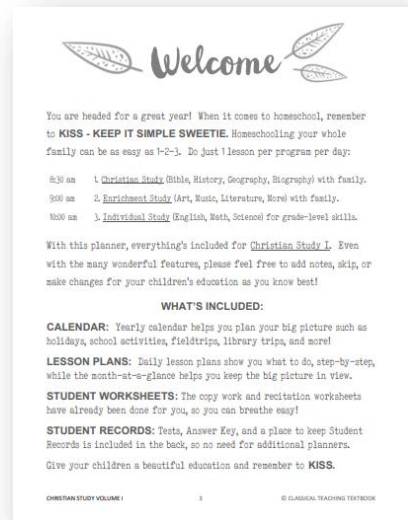


Christian Study


Sample + Walk Through

WELCOME: The first section in each Teacher Guide helps you with planning your homeschool year. The welcome tells you what's included: planning calendar, lesson plans, student worksheets, and student records. It shows you how to have a peaceful morning schedule with just 3 lessons per day: one family lesson in Christian Study, one family lesson in Enrichment Study, and one lesson per grade in Individual Study for a complete curriculum.



HOW TO USE: The next page in each Teacher Guide shows you how simple it is to use. Simply do one lesson per day to complete the course in one year. This is a four day per week schedule, so you have a day for outings, groups, library trip, field trip or anything you want. This page also includes your weekly schedule and reminds you to access the free booklist at oldfashionededucation.org.



LESSON PLANS: The lesson plans are next. Each two-page spread includes a week of lessons so you can see your week-at-a-glance. They are also organized in monthly sections, so you can easily flip through the Teacher Guide and find your spot. Each lesson begins with a “You Will Need” list of books, and then a family together lesson with grade-level assignments. Helpful teaching tips, timeline reminders, and room for your notes are in margins.



HELPS: The last section includes worksheets, tests, answer key, and a place for records. Each Teacher Guide includes worksheets, and while they vary, all have the same goal, to help our children master the knowledge found in the living books. In addition to the worksheets, we encourage each student to keep a Recitation Notebook. Choose our printed handbook or a composition notebook.



One copybook for all 5 years!

© Oldfashionededucation.org

Week 1

Lesson Plans



Term 1 Begins!
(Weeks 1-12)

Place Zacharias on the
Timeline.

Alfred the Great

Lesson 1: Zacharias & Elisabeth

You will need:

- *The Golden Children's Bible (Part 2, New Testament)*
- *In the Days of Alfred the Great* (grades 1-6)
- *King James Bible* (grades 7-12)

Family: Read together *The Golden Children's Bible*, Chapter 1, "Zacharias and Elisabeth," pp. 346-347. Ask for an oral narration. Copy Worksheet 1.1: *Scripture Memory* in notebooks and recite 1.1.

Tip! See ideas on **Narration** in Appendix.

Grades 1-6: Read together or assign *In the Days of Alfred the Great*, Chapter 1, "Alfred's Early Home." Ask for an oral narration.

Grades 7-12: Read together or assign *King James Bible*, Matthew, Chapters 1 and 2. Ask for an outline (A good reference is *The Bible Book by Book* by Tidwell).

Lesson 2: An Angel Visits Mary

You will need:

- *The Golden Children's Bible*
- *In the Days of Alfred the Great* (grades 1-6)
- *King James Bible* (grades 7-12)

Family: Read together *The Golden Children's Bible*, Chapter 2, "An Angel Visits Mary," pp. 348-350. Ask for an oral narration. Copy *Worksheet 1.2: Facts* in notebooks and recite 1.2. Enjoy singing together *Hymn 1*, "How Firm a Foundation."

Grades 1-6: Read together or assign *In the Days of Alfred the Great*, Chapter 2, "Life on the Manor." Ask for an oral narration.

Grades 7-12: Read together or assign *King James Bible*, Matthew, Chapters 3 and 4. Ask for an outline.